

MONITORING DRUG INTERACTION IN A CASE WITH BIPOLAR DISORDER TREATED WITH NIFEDIPINE IN PRETERM LABOUR

MP RAGUNATH*, M SUDAROLI^a, MITRA DHANARAJ^b, D SASMAL*

*Department of Pharmaceutical Sciences, Birla Institute of Technology. Mesra, Ranchi -835215, India, ^aC.L.Baid Metha College of Pharmacy, Thoraipakkam Chennai, 600097, ^bCSI Kalyani Multi Speciality Hospital and Research, RK Salai Mylapore, Chennai 600004, India. Email: masilaragunath@gmail.com

Received: 31 Aug, 2012, Revised and Accepted: 10 Oct, 2012

ABSTRACT

Lithium is used to treat bipolar disorder, which is also called manic-depression. The recommendation to continue or discontinue Lithium during Pregnancy is based on a variety of factors, such as the type and severity of the condition being treated, the likelihood of relapse without medication, the stage of pregnancy you are in, and other risk benefit considerations. Stopping lithium too quickly has been associated with relapse of symptoms in individuals with bipolar disorder and is not recommended. Here we monitored and reported a case with a woman treated with Lithium for her bipolar disorder and Nifedipine for preterm labour. She was at 33 weeks of gestation. The blood levels of lithium were monitored for any interaction of nifedipine during treatment. The results showed that there was no significant alteration in the pharmacokinetic parameters of Lithium before and after the initiation of nifedipine therapy.

Keywords: Lithium, Nifedipine, Interaction, Pharmacokinetics

INTRODUCTION

Treatment of bipolar disorders during pregnancy has been safe till date^{1, 2}. In recent years women with bipolar disorders have been advised to refrain from lithium during the first trimester of pregnancy and to resume it in the second trimester and this is because of the fact that there are case reports of lithium use during pregnancy and the development of a goiter (enlarged thyroid gland in the neck) in the mother. Nifedipine is a calcium channel blocker which inhibits the influx of calcium ions into myometrial and other cells and thereby reduces muscle contractility³. In recent years nifedipine has found its way in obstetrics and gynecology in the management of preterm labour. Its popularity in the management of preterm labour is at least partially based on the absence of tachyphylaxis and low incidence of side effects⁴ several studies have shown the efficacy and safety of nifedipine in preterm labor^{5, 6, 7}, but limited data are present about the safety and efficacy of nifedipine. This case is presented to provide and analyze the pharmacokinetic interactions of Lithium and nifedipine being treated simultaneously for two different therapeutic uses in which none of the therapy could be neglected.

MATERIALS AND METHODS

Women aged 30years at 33 weeks of gestation was under maintenance of Lithium therapy for every second day, scheduled as per the monitored Lithium levels in blood. She presented with the signs of preterm labour and was administered nifedipine with an initial oral loading dose of 30 mg (10mg sublingual and 20 mg oral) and a maintenance oral dose of 20 mg every 6 h.⁸ Maintenance of Nifedipine dose of 10-20mg orally; 6-8hourly was done at 4-6hours after the last sublingual dose for not more than 7days. Blood levels for lithium were monitored again after initiation of nifedipine therapy at predose 00.00 hrs ,and post dose at 00.25, 00.50, 00.75, 01.00, 01.50, 02.00, 02.50, 03.00, 03.50, 04.00, 05.00, 06.00, 08.00, 10.00, 12.00, 24.00 hrs, 36.00, 48.00 & 72.00 hrs. The volume of blood collected at each time point of post dose was 04 mL. After collection of blood samples at each time point, the blood samples were centrifuged at 4000 RPM for 10 minutes at 4°C to separate the plasma and the plasma samples were transferred into pre-labeled polypropylene tubes. These samples were stored at temperature below -30°C at the clinical site and were transferred to the bio analytical facility and stored at a temperature below -70°C in ULTF until completion of analysis. Lithium in plasma was analyzed using a validated ICP MS method. Pharmacokinetic analysis was performed using WinNonlin[®] software version 5.3 of Pharsight Corporation, USA for pharmacokinetic parameters C_{max} , AUC_{0-t} , $AUC_{0-\infty}$, t_{max} , $t_{1/2}$, V_d and D .

RESULTS

The pharmacokinetics describes the quantitative relationship of concentration- time profiles in different body fluids.²⁰ The volume of distribution, AUC_{0-t} , $AUC_{0-\infty}$, the measured capacity of elimination, and the rate of elimination were found to be 493438.2543ml and 496674.2975ml, 12262.9259ng*hr/ml and 11184.6363ng*hr/ml, 13731.915ng*hr/ml and 13489.4123ng*hr/ml, 21710.4126 and 22101.7854 for Lithium after treatment with nifedipine and before treatment with nifedipine respectively. All the Pharmacokinetic parameters do not have significant difference for us to expect any pharmacokinetic interaction of lithium with nifedipine. However The C_{max} and t_{max} was found 1075.2417ng/ml and 2.5hrs after nifedipine therapy and 1364.6875ng/ml and 1.00hrs before nifedipine therapy respectively and this difference is expected as it is dependent upon the external factors and physiological factors and cannot be directly relayed upon to suspect any interaction. There is no interference of nifedipine with lithium as half life of lithium was approximately 15 hrs before and after nifedipine therapy. Linear plot of individual plasma concentration vs time for Lithium Carbonate before Nifedipine therapy is provided in Fig.1. And after Nifedipine therapy is provided in Fig.2. The semi log plot of individual plasma concentration vs time for Lithium Carbonate before Nifedipine therapy is provided in Fig.3 and after Nifedipine therapy is provided in Fig.4.

DISCUSSION

Although lithium continues to be regarded as the treatment of choice for bipolar disorder⁹, the clinical use of this mood stabilizer is associated with a narrow therapeutic range. Conventional lithium carbonate tablets produce rapid and relatively high peakserum lithium levels which results in adverse effects¹⁹. Lithium has drug interaction with antipsychotics, antidepressants, other mood stabilizers, angiotensin converting enzyme (ACE) inhibitors, and diuretics¹⁰. Safety of lithium co administration is of a major concern¹¹. Lithium has been reported with interactions with diclofenac, ketoprofen, mephenamic acid, piroxicam¹² and acetazolamide¹³. However the cases of interactions that lithium could hold, it has central importance in psychiatric diseases. In general adding drugs effecting glomerular filtration and electrolyte exchange in nephrons may influence pharmacokinetic disposition of lithium. In our case it was found that the plasma levels of lithium was not altered significantly before the treatment of nifedipine and as well as after the treatment of nifedipine. Nifedipine is the first CYP3A4 substrates to be identified^{14,15} and has been the subject of large number of drug-drug interaction studies. The most

interactions of nifedipine were reported with itraconazole¹⁶, grapefruit juice¹⁷, and inducers such as barbiturates¹⁸ and rifampin. The other interactions of nifedipine are not significantly proven. Our data of lithium levels are obtained and compared between a single dose of lithium before and after the nifedipine therapy moreover the

nifedipine levels were also not monitored for us to understand the lithium interaction with nifedipine but as far as this case report is concerned we report that nifedipine does not have significant effect on the blood levels of lithium when both the drugs has been co administered to a patient with preterm delivery symptom.

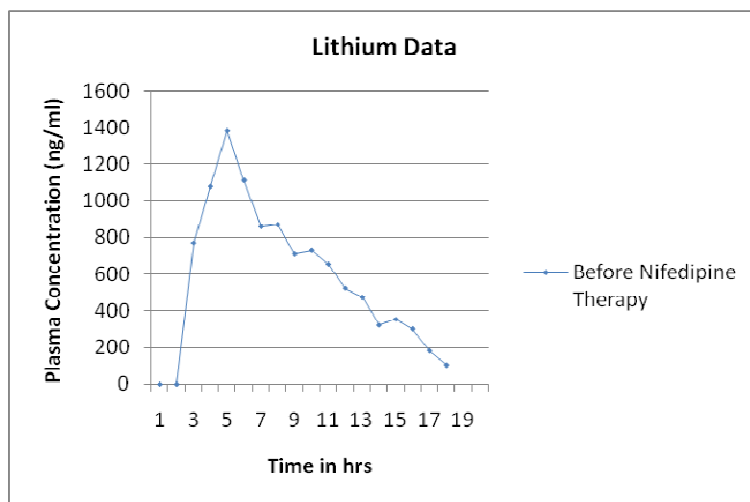


Fig. 1: Linear plot of individual plasma concentration vs time for Lithium Carbonate before Nifedipine therapy

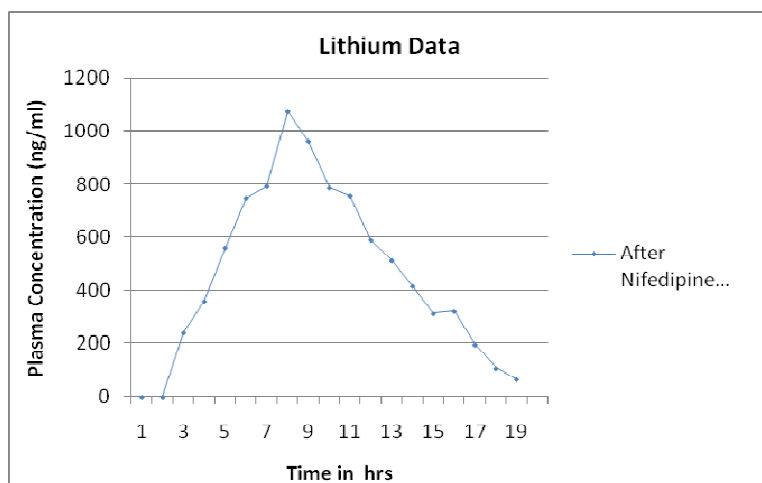


Fig. 2: Linear plot of individual plasma concentration vs time for Lithium Carbonate after Nifedipine therapy.

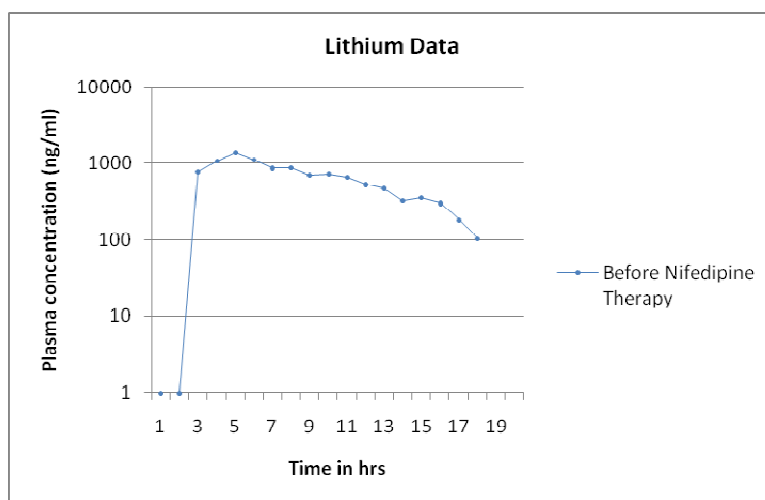


Fig. 3: Semilog plot of individual plasma concentration vs time for Lithium Carbonate before Nifedipine therapy

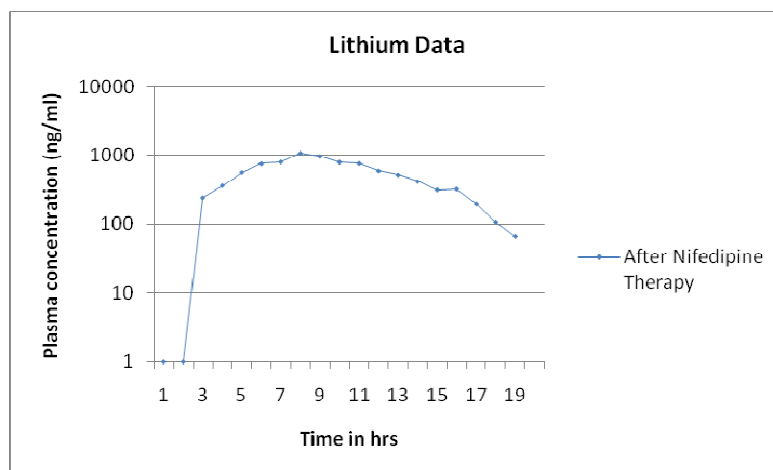


Fig. 4: Semilog plot of individual plasma concentration vs time for Lithium Carbonate after Nifedipine therapy

CONCLUSION

In the present study simultaneous administration of nifedipine and Lithium to pregnant women which was under unavoidable circumstances did not register any adverse effects possibly related to neither the Nifedipine nor Lithium. This observation in the present study could be useful for practitioners as a decision making guide for patients simultaneously administered nifedipine and Lithium drugs.

REFERENCES

- Weinstein, MR., The international register of lithium babies. *Drug Inform. J.* 1976; 10: 94-101.
- S.Rich, The use of lithium during pregnancy and lactation. *J. Clin. Psychiatry* 1983; 44 (10): 358-361.
- Nakajima H, Hoshiyama M, Yamashita K, Kiyomoto A. Effect of diltiazem on electrical and mechanical activity of isolated cardiac ventricular muscle of guinea pig. *Jpn Pharmacol* 1975;25:383-92.
- Fenakel K, Lurie S. The use of calcium channel blocker in obstetrics and gynecology a review. *Eur J. Obset Gynecol Reprod Biol* 1990; 37:199-203.
- Ulmsten U, Anderson KE, Wingerup L. The treatment of premature labor using oral nifedipine, a calcium antagonist. *Arch Gynecol* 1984;236:69
- Read MD, Wellby DE. The use of calcium antagonist nifedipine. to suppress preterm labor. *Br J Obstet Gynecol* 1986; 93:933-937.
- Murray C. Nifedipine for treatment of preterm labor: a historic prospective study. *Am J Obstet Gynecol* 1993; 167:52-56.
- Deulofeu P, Carmona F, Martinez S, et al. Tratamiento tocolítico con nifedipina en la amenaza de parto pretermo. *Prog Obst Gin* 1992; 35:74-81.
- Peet M, Pratt P. Lithium, current status in psychiatric disorders. *Drugs* 1993;46:7-17.
- Kaplan HI, Sadock BJ, Sadock VA. *Comprehensive Textbook of Psychiatry*. In: Jeffers J.R, Kammen DP, editors. *Drug interactions with lithium*, 7nd ed. Philadelphia: Lippincott Williams& Wilkins, 2000:2388-2390.
- Finley PR, Warner MD, Peabody CA. Clinical relevance of drug interactions with lithium. *Clin Pharmacokinet* 1995;29:172-191.
- Ragheb M. The clinical significance of lithium-nonsteroidal anti-inflammatory drug interactions. *J Clin Psychopharmacol* 1990;10:350-354.
- Gay C, Plas J, Granger B, Olie JP, Loo H. Lithium poisoning 2 unpublished interactions: Acetazolamide and niflumic acid. *Encephale* 1985;11:261-262
- Guengerich FP, Martin MV, Beaune PH, et al. Characterization of rat and human liver microsomal cytochrome P-450 forms involved in nifedipine oxidation, a prototype for genetic polymorphism in oxidative drug metabolism. *J Biol Chem* 1986; 261:5051-5060.
- Bork RW, Muto T, Beaune PH, et al. Characterization of mRNA species related to human liver cytochrome P-450 nifedipine oxidase and the regulation of catalytic activity. *J Biol Chem* 1989; 264:910-919.
- Taylor SA, Gupta AK, Walker SE, et al. Peripheral edema due to nifedipine itraconazole interaction: a case report. *Arch Dermatol* 1996; 132:350.
- Bailey DG, Spence JD, Munoz C, et al. Interaction of citrus juices with felodipine and nifedipine. *Lancet* 1991; 337:268-269.
- Schellens JH, van der Wart JH, Brugman M, et al. Influence of enzyme induction and inhibition on the oxidation of nifedipine, sparteine, mephenytoin and antipyrine in humans as assessed by a "cocktail" study design. *J Pharmacol Exp Ther* 1989; 249:638-645.
- Gopinath Srinivasan1, Moorthi Chidambaram, Kiran Krishnan, Raja Subburayalu, Kathiresan Krishnasamy, Formulation And In-Vitro Evaluation Of Lithium Carbonate Extended Release Tablet To Study The Effect Of Various Concentration Of Hydrophilic And Hydrophobic Matrix In Comparison With Innovator's Product. *International Journal of Pharmacy and Pharmaceutical sciences*.4. 632-634; 2012.
- Deeraj G, Gomathi P, Pharmacokinetic/Pharmacodynamic (PK/PD) Modeling: An investigational tool for drug development. *International Journal of Pharmacy and Pharmaceutical sciences*. 4, 30-37, 2012.